



**Harper Adams
University**

HAU Guide to Referencing 2019/20

Contact for amendments:

Library Services

libhelp@harper-adams.ac.uk



Additional guidance and examples of references for less common resources are available at <http://harper.ac.uk/refguide>

Scanning this QR code with your Smartphone will take you directly to the online referencing guide. Depending on your phone either hover your phone over the code, or use it to take a photograph. Some phones may require you to download a free app first. Go to your app store and search for 'QR reader'.

Contents

Introduction	1
Definitions	1
Why bother to include citations and references?	1
When do I need to cite a source?	1
Secondary referencing	2
Evaluate your sources	2
Wikipedia	2
Lecture notes	2
Examples of citations	2
Citations of multiple authors	2
Citations for more than one work by the same author in the same year	3
Differentiating between works by authors with the same surname, published in the same year	3
Citing information from multiple sources	3
Citing anonymous sources	3
Citing undated sources (including internet pages)	3
Citing unpublished material (including personal communication)	4
Citing a table, figure or image	4
Citing information which you have adapted	4
Author's Own	5
Acronyms	5
Integrating citations into your text	5
Examples of in text citations.	5
A direct quotation	6
References – what details do you need?	7
Compiling references	8
Referencing examples: A-Z	9
Summary of changes introduced in 2018	25
List of references	25
Example reference list	26

Introduction

At Harper Adams we use the Harvard system of referencing, but there is no definitive version of Harvard. This guide introduces the version used at Harper Adams. Other approaches to referencing systems exist. The guide does not aim to cover every eventuality. If you follow the guidance here, you will be able to create references to sources not covered in this guide. Additional guidance is available on the library website at <http://harper.ac.uk/refguide> which also includes examples of references for less common resources. If you need any help with referencing please ask your tutor, or come and see us in the library.

Definitions

BIBLIOGRAPHY - an alphabetical list of sources, which you have read but have not cited within the text.

CITATION - an acknowledgement in the text that you are referring to another person's work.

PLAGIARISM - the act of passing off as your own, the words, opinions or ideas of another.

QUOTATION - the exact words used by another person.

REFERENCE - a standardised description of the source you have cited within your text. The information included in the reference enables the reader to locate the source. References appear in an alphabetical list at the end of your work.

SOURCE - any resource used or quoted in your work, including text books, journals, TV and radio programmes, the internet and other people.

Why bother to include citations and references?

Referencing shows the reader where your information has come from. This is important because:

- it gives other authors credit for their work
- it protects you from challenges of plagiarism (for which you could fail your assignment)
- it enables your reader to find the sources you have used
- it allows you to show that you have researched your topic thoroughly (thus getting you more marks)
- it gives your arguments weight – your work has more credibility if you show that it is supported by evidence from other academics and their research

When do I need to cite a source?

Whenever you use information from someone else you must cite it, even if you have used your own words. This includes images, figures and tables as well as text. Citations should be placed in your assignment at the point at which you refer to another person's ideas or opinions.

You **don't** need to include a citation if you are stating something that is **common knowledge**. This is a grey area so be careful. Pears and Shields (2008 p.12) define common knowledge as "facts, dates, events and information that are expected to be known by someone studying or working in a particular field". As a general rule, if it is possible to **attribute information to a particular person, source or organisation, include a citation**.

Appendices – Include references to any citations appearing in the appendices in the main list of references.

If in doubt....cite it!

Secondary referencing

This is the practice of referring to a publication you have not actually read yourself – but which has been cited in a publication you **have** seen. You should make every effort to read the original source. If this is not possible, it is important that you make it clear exactly what you have read. You need to do this in the text by stating X (year) cited Y (year) ... where X is the source you have read and Y is the secondary reference. For example, Sainsbury (1999) cited Thorp and Maxwell (1993) ... You should only list the source you have read in your reference list.

Sainsbury (1999) cited Thorp and Maxwell (1993) ...

Only reference the source you have read.

Evaluate your sources

Think carefully about the quality of all the information you use. Make sure your sources are authoritative. Be aware of any bias on the part of the author or the publisher. The publication date tells you if the information is up to date. If the source is historic consider whether it is still valid to cite in your work. If you do not know the author or publication date of a piece of information, think carefully before using it.

Wikipedia

Students should not cite Wikipedia or similar websites. Students should use these as a starting point only. They are not acceptable citations in themselves, even though they may point to an original citable source.

Lecture notes

Please only use lecture notes if you have asked your lecturer if it is permissible.

Examples of citations

Citations usually include only two elements – the surname of the author (or equivalent), and the year of the publication. These two elements must be the same as the first two elements of the reference at the end of the text. (Where the citation follows a direct quote, the page number is also included – see p.5). Citations always appear next to the statements they support.

Citations include the surname of the author and the year of publication

Citations of multiple authors

If there are **two** authors (or editors) include **both** their names in the citation.

(Hubrecht and Kirkwood, 2010)

If there are **three or more** authors write the first surname in the citation followed by *et al.* – meaning “and others”, where *et al.* is in *italics* and *al.* has a full stop.

(Holmes *et al.*, 2007)

NB: In the reference list you must include surnames and initials of all authors. Authors should be listed in the order they appear within the source.

Citations for more than one work by the same author in the same year

This is common when referencing internet sites. Differentiate between sources by using lower case alphabetical lettering.

The UK currently imports 50% of fresh fruit (DEFRA, 2009a) ...
... is described by DEFRA (2009b) as

If you are citing undated sources, include a space after the phrase “not dated” e.g. (MDC, not dated a).
NB: make sure you repeat the same lettering in your reference.

Differentiating between works by authors with the same surname, published in the same year

In this case include the author’s initial/s in the citation.

(Evans, L., 2010)

Citing information from multiple sources

If your information comes from more than one source, citations are in date order with the oldest source first, separated with a semi-colon, for example,
(Brown, 2004; Adams, 2007; Evans, 2007; Carter, 2013)

Citing anonymous sources

Information in sources like popular journals, newspapers, websites and pamphlets is often anonymous. For journals and newspapers use the name of the publication in place of the author’s name. For websites and pamphlets if you can identify the company or organisation responsible for the information, cite it as the author. Otherwise use **Anon.** (for anonymous) in place of the author.

(The Times, 2007)
(Food Ethics Council, 2007)
(Anon., 2010)

Citing undated sources (e.g. internet pages)

Some sources do not display a publication date. This is common with websites. If there is a “last updated” date on an internet page, use that as the publication date. If no date at all is shown on the source, use the phrase “not dated” instead of the year of publication.

(FSA, not dated)

Citing unpublished material (including personal communication)

Procedures differ depending on whether the information is likely to be published in the future. Sources which are likely to be published in the future include **in press articles** or **conference papers**. For sources such as these include the phrase “in press” or “unpublished” (as appropriate) in place of the year of publication.

(Clarke and Alibardi, in press)

(Fenner, unpublished)

Information that is never going to be published should not be included in your list of references (as the reader will not be able to locate it). It is still important to identify in the text that this information is not your own. Such information might be **personal communication (conversations/email/letters)** or **information seen on a trade stand**.

When referring to information that is not going to be published **include details both of where you obtained the information and why the source is valid and reliable**. For personal communication include the abbreviation “Pers. Comm.”.

(Smith, 2009. Pers. Comm. Mr C. Smith is the Technical Manager of Midlands Grain Ltd).

(EDF Energy, 2010. Information taken from the EDF Energy trade stand at Energy Now Expo 2010. EDF Energy is a large UK electricity producer.)

Only enter the full source description (shown above) **the first time you mention the source**. For any subsequent mentions, brief information such as (Smith, 2009. Pers. Comm.) or (EDF Energy, 2010. Trade stand) is sufficient.

Citing a table, figure or image

Cite the author and year of publication of the source beneath the image. Include any page numbers – preceded by p. - and precede the citation with the word “Source”.

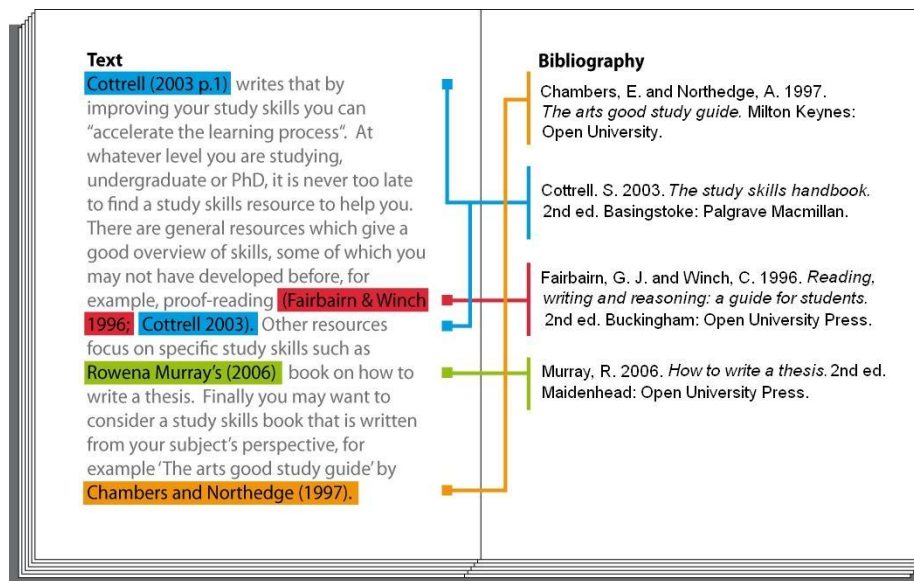


"I keep all my lecture notes and articles in binders, with file dividers, according to what topic they're on. That way everything is in the right place for when I come to revise for the exams or write the assignments."

(Source: Open University, not dated, p.5)

Citing information which you have adapted

If you take an image from another source and change it in any way; or change the way in which information is displayed (e.g. create a chart from a table or annotate an image), include the words “adapted from” before the citation.



(Source: adapted from Skills for Learning, Leeds Metropolitan University, 2009, p.6)

Author's Own

Citations and references are not required for tables and figures that have been entirely created by yourself and which do not contain information from other sources. Author's own photographs do require a citation but should not be referenced (see p.23 of the Reference Guide).

Acronyms

It is acceptable to use known acronyms in citations and references. If you are concerned about word count, acronyms can be used without explanation in **citations**. However a full explanation of what the acronym stands for must be included in the author field of every **reference**. (Acronyms can however be used without explanation in the publisher field of the reference).

Citation (in the text): (CLA, 2005)

Reference: CLA (Country Land & Business Association). 2005. *Renewable energy – more than wind?* [Online]. CLA. Available from...

Integrating citations into your text

Examples of citations

- ... (Smith, 1999).
- Smith (1999) found that ...
- Smith (1999) stated that ...
- Smith (1999) showed that ...
- Smith (1999) investigated the ...
- Smith (1999) studied the effects of ...
- Smith (1999) carried out a number of investigations in the ...
- In 1999, Smith *et al.* published a paper in which they described .. (if three or more authors)
- A recent study by Smith (1999) involved...
- A small scale study by Smith (1999) reaches different conclusions...

- To determine the effects of x, Smith (1999) compared...
- Smith (1999) identified...
- Smith (1999) listed three reasons why...
- Smith (1999) provided in-depth analysis of work...
- Smith (1999) discussed the challenges and strategies for ...
- Smith (1999) questioned whether...

(Source: adapted from The University of Manchester, 2005)

A direct quotation – including quoting from legislation

If you are quoting directly use quotation marks, either integrated into the paragraph for a short quotation, or separate and indented for three or more quoted lines. Include the surname, year of publication and page number(s), preceded by p. for a single page or pp. for multiple pages, immediately after the quotation. (**NB.** If you are **quoting from legislation** use section numbers rather than page numbers – e.g. Environment Act 1995, s61 (1)). When the quotation is integrated into a sentence, “the full stop is placed outside the quotation marks and immediately following the citation” (Bloggs, 2010, p.6). However, when quoting entire sentences, the full stop goes before the end quotation marks, followed by the citation, as in the following example:

“Quotations should be relevant to your argument and used judiciously in your text. Excessive use of quotations can disrupt the flow of your writing and prevent the reader from following the logic of your reasoning.” (Pears and Shields, 2008, p 16).

References – what details do you need?

A reference list provides descriptions of the sources you have cited within your text. The reference list allows the person marking your work to consider the strength and depth of the evidence you have used and so give an indication of the quality of your work. The information included in each reference enables the reader to locate the works you have cited. The reference list must include references for every citation in the text. References are listed in alphabetical order (by author/editor) at the end of your work. (**NB.** The Word A to Z tool can quickly sort lists into alphabetical order).

When researching a topic record details of all the sources you consult. You will need details of the following information:


Author(s)/Editor(s)	The surname and initials of every author/editor or organisation connected with the work - if there isn't one listed use Anon or for journal and newspaper articles use the name of the publication. For websites and pamphlets you may use the name of the organisation responsible. Multiple authors should be listed in the order in which they appear on the source.
Title of publication	The title of the source that you have used (remember with journals and some edited books you will also need the title of the article or chapter).
Edition	For book references include the edition – unless it is the 1 st .
Year of publication	This is the year the source was published (remember if there is no date use the phrase not dated).
Place of publication	References include the place in which a work was published. (You <u>do not</u> need this for references to journals). If there are several places listed, choose the one in the UK.
Publisher	Your reference should also include the publisher of the source – although you <u>don't</u> need this for references to journals. NB: with websites it is common for this to be the same as the author. If there are multiple publishers, only include the first.
Volume & issue numbers	If your source has volume and issue numbers (e.g. journals and multi-volume texts), you will need to include them in your reference.
Page numbers	If you have consulted a journal, chapter in an edited book or conference paper, include the relevant page numbers.
URLs	For electronic sources (e.g. websites) you will need the URL of the source. NB. If you have accessed a number of different pages within a site, and each page has a different URL, you will need a separate reference for each page.
Date you accessed the material	This is only necessary for electronic sources – as electronic information changes on a regular basis, your source may differ by the time the reader accesses the page – it is therefore important to list the date you accessed the information.

Compiling references

References follow a regular, logical pattern made up of set elements. Elements appear in a set order. There are typographical rules for the different elements of the reference which must be followed. Once you understand these rules you should be able to compile references for all the sources you need.

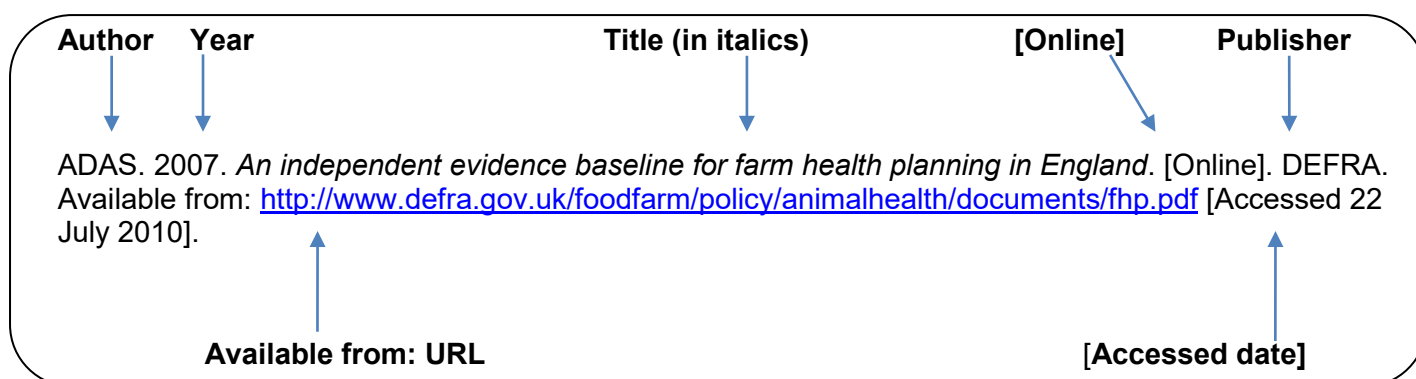
Most references to **print sources** include:

- **An author** – or equivalent (e.g. editor). If no author is given use the company or organisation responsible, or Anon.
- **A publication date** – If no date is given use “not dated”. If the item is likely to be published in the future use “in press” (for journal articles) or “unpublished”
- **A publication title**. This should always appear in italics
- **A place of publication**
- **A publisher**



Most references to **online sources** include:

- **An author** – or equivalent (e.g. organisation responsible for the website)
- **A year of publication** – online sources might show this as a copyright or “last updated” date
- **A title**
- **[Online]**
- **A “publisher”** – i.e. Organisation responsible for the site
- **Available from: URL**
- **Accessed date**



For **print and online journals where the content is exactly the same** these are referenced as print sources and therefore will not require a URL link. See p.17 for an example. For **e-books** with full publication details (place of publication, publisher) follow print books example – no URL link is required.

Referencing examples: A-Z order

Abstract

Every effort should be made to view the full article. However there might be instances where the full article is not available. In these situations, it is acceptable to reference an abstract.

For the "Publisher" element, use, for example, the name of the database or the company or organisation responsible for the internet page on which you found the abstract.

References to **abstracts** include: Author. Year. Title of article. *Title of journal*, volume number (issue number), pp. page numbers. [Online abstract]. Publisher. Available from: URL [Accessed date].

Reference: Mishra, A., Bhattachariya, S. and Samanta, G. 2005. Effects of different forms of trace minerals on the performance of exotic pigs. *Indian Journal of Animal Sciences*, 75 (6), pp.676-679. [Online abstract]. CAB Abstracts. Available from: <http://cababstracts.edina.ac.uk> [Accessed 2 August 2011].

Citation (in the text): (Mishra *et al.*, 2005)

Acts of Parliament - see also Statutory Instrument

The chapter number is not required.

If you read the Act online, reference it as a print document, **without** the URL or [Online].

References include: Name of the Act and year (but not the section) - no italics. There will therefore be only one reference for each Act that you have used.

Reference: Landlord and Tenant Act 1988

Citation (in the text): Landlord and Tenant Act 1988, s 9(1)(a)
Include sections if applicable in lower case.

International Acts cite and reference the same as UK Acts but add Country.

Reference: Energy Policy Act (United States) 2005

Citation (in the text): Energy Policy Act (United States) 2005
Include sections in lower case if applicable

Advertisement – Refer to online A – Z examples link below

<https://www.harper-adams.ac.uk/university-life/library/study-skills/citing-and-referencing.cfm?title=A#Advertisement>

Audio-visual material see DVD or Online Video or Television / Radio programme.

Bills

No “author” is required for Bills. Running numbers for House of Commons bills appear in square brackets; those for House of Lords bills do not.

If you read a Bill online, reference it as a print document, **without** the URL or [Online].

References include: Title of the Bill (in normal font, no italics) name of the house in which it originated, the parliamentary session in brackets and the running number assigned to it.

Reference to a House of Commons Bill: Land Value Tax HC Bill (2012-13) [45]

Citation (in the text): (Land Value Tax HC Bill)

Reference to a House of Lords Bill: Wind Turbines (Minimum Distance from Residential Premises) HL Bill (2012-13) 11.

Citation (in the text): (Wind Turbines (Minimum Distance from Residential Premises) HL Bill)

Blog – Refer to online A – Z examples link below

<https://www.harper-adams.ac.uk/university-life/library/study-skills/citing-and-referencing.cfm?title=B#Blog>

Book - including book with an author, book with an editor, chapter in edited book and electronic book.

Books follow the normal referencing rules. Books come in a variety of formats. Select the most relevant one from the list below:

PRINT BOOK WITH AN AUTHOR

References to **print books with an author** include: Author. Year. *Title*. Edition (if not 1st). Place of Publication: Publisher

Reference: Belz, F. and Peattie, K. 2013. *Sustainability marketing: a global perspective*. 2nd ed. Chichester: Wiley.

Citation (in the text): (Belz and Peattie, 2013)

PRINT BOOK WITH AN EDITOR

There are two types of **edited books**.

References to **edited books (where only the editor is named)** include: Editor. *ed.* Year. *Title*. Edition (if not 1st). Place of publication: Publisher.

Reference: Schaer, M. *ed.* 2003. *Clinical medicine of the dog and cat*. London: Manson.

Citation (in the text): (Schaer, 2003)

CHAPTER IN AN EDITED BOOK

Some **edited books include chapters written by named authors**. References to these edited books include information about the author and title of the chapter, as well as the normal information needed for an edited book. Don't forget the page numbers, preceded by p. for a single page or pp. for multiple pages, after the publisher information.

References to **chapters in edited books (where each chapter has a named author)** include: Author of chapter. Year. Title of chapter. In: Editor of book. *ed. Title of book*. Edition (if not 1st). Place of publication: Publisher. pp. page numbers.

Reference: Allen, C. 2013. Information and uncertainty in meerkats and monkeys. In: Stegman, U. E. *ed. Animal communication theory: information and influence*. Cambridge: Cambridge University Press. pp.319-335.

Citation (in the text): (Allen, 2013)

E- BOOK

E-books that have full publication details (including publisher and place of publication) should be referenced as print books. ***No URL link is required, reference as if viewing a print book.**

Alternatively, if an e-book does not have full publication details reference as an internet page.

British Standard *see also* International Standard

The "author" of a British Standard is always **British Standards Institution**. The title includes the BSI number. They follow the normal rules for printed material.

References include: Author. Year. *Title*. Place of publication: Publisher.

Reference: BSI (British Standards Institution). 2008. *BS31100: Risk management - code of practice*. London: BSI.

Citation (in the text): (BSI, 2008)

Case law *see* Law report**Chapter in an edited book** *see* Book**Command paper and white paper**

The "author element" for command papers is the relevant department or other body that produced the paper for example, **Department for Environment, Food and Rural Affairs**. The paper number, in brackets, follows the title.

If you read a Command or White Paper online, reference it as a print document, **without** the URL or [Online].

References include: Author. Year. *Title*. (Paper number). Place of publication: Publisher.

Reference: DEFRA (Department for Environment, Food and Rural Affairs). 2007. *Waste strategy for England 2007*. (Cm. 7086). London: The Stationery Office.

Citation (in the text): (DEFRA, 2007)

Conference paper

If you have used the whole conference proceedings, cite and reference the whole proceedings. If the proceedings have been edited – the first element will be the editor. If there is no editor, use the organisation responsible for the conference instead (e.g. British Crop Protection Council). Titles of conference proceedings are often very long and usually include the full date and conference location.

References include: Author/Editor. *ed* (if applicable). Year. *Title of conference including place and full dates*. Place of publication: Publisher.

Reference: Henten, E.J. van, Goense, E. and Lokhorst, C. *eds*. 2009. *Precision agriculture '09: papers presented at the 7th European Conference on Precision Agriculture Wageningen, the Netherlands 6-8 July 2009*. Wageningen: Wageningen Academic Publishers.

Citation (in the text): (Henten *et al.*, 2009)

If you have consulted a paper from a conference, rather than the whole proceedings, cite and reference only that paper – as you would a chapter from an edited book. Remember the page numbers, preceded by p. for a single page or pp. for multiple pages, at the end of your reference.

References include: Author. Year. Title of paper. In: Editor. *ed*. *Title of conference including place and full dates*. Place of publication: Publisher. pp. page numbers.

Reference: Verhaeghe, J. and Alsasri, R. 2008. Good hygiene practice on dairy farms. In: Lam, T.J.G.M. *ed*. *Mastitis control from science to practice: proceedings of international conference 30 September - 2 October 2008, the Hague, the Netherlands*. Wageningen: Wageningen Academic Publishers. p.89.

Citation (in the text): (Verhaeghe and Alsasri, 2008)

Occasionally conference papers appear independently online as pdfs. In this case, reference the paper as an internet page (see p.14), with details of both the conference paper and the conference as your “title” in italics.

References to conference papers appearing as pdfs include: Author. Year. *Title of paper and conference details*. [Online]. Publisher. Available from: URL [Accessed date].

Reference: Farrell, T.C. 2008. *An economic evaluation of conservation farming practices for the Central West of NSW. Presented at the 52nd Annual Conference of the Australian Agricultural and Resource Economics Society, 5-8 February 2008, Canberra*. [Online]. AgEcon search. Available from: <http://ageconsearch.umn.edu/bitstream/6177/2/cp08fa28.pdf> [Accessed 24 July 2013].

Citation (in the text): (Farrell, 2008)

Conference Poster – Refer to online A - Z examples link below

<https://www.harper-adams.ac.uk//university-life/library/study-skills/citing-and-referencing.cfm?title=C#atoz>

Dictionary

Dictionaries often contain a long list of individuals who have collaborated on the work. As the list is often too long to include it is acceptable to cite dictionaries by the title only. However, where there are only a few named individuals, follow the normal referencing rules for printed sources.

References where only a few individuals are named include: Author. Year. *Title*. Edition (if not 1st). Place of publication: Publisher.

Reference: Blood, D.C. and Studdert, V.P. 1988. *Baillière's comprehensive veterinary dictionary*. London: Baillière Tindall.

Citation (in the text): (Blood and Studdert, 1988)

References where the list of collaborators is too long to include: *Title*. Year. Edition (if not 1st). Place of publication: Publisher.

Reference: *Collins dictionary of business*. 2005. 3rd ed. Glasgow: Collins.

Citation (in the text): (*Collins dictionary of business*. 2005)

Digimap see Map created using online mapping software

Dissertation see Thesis and Dissertation

DVD - see also Television / Radio programme

Audio-visual material follows the normal referencing rules. The only exception to this is that the media (e.g. DVD) needs to be stated in square brackets after the title. The "author" is the organisation responsible for the programme. As usual, where there is no author or organisation given, use Anon.

References include: Author/Organisation responsible for the video. Year. *Title*. [Description of media]. Place of publication: Publisher.

Reference: Anon. 2006. *The apprentice: leadership and management*. [DVD]. London: Freemantle Media.

Citation (in the text): (Anon., 2006)

Edited book see Book

E-book see Book

E-journal see Journal article

Encyclopaedia

You should cite only the article you have read – just as you would a chapter in an edited book. If an author is listed (you may have to search hard for it) use it – if not use **Anon**. If it is a multi-volume work include the volume number as part of the title. Don't forget the page numbers – preceded by p. for a single page or pp. for multiple pages.

Print Encyclopaedia

References include: Author. Year. Title of article. In: *Title of encyclopaedia*. Volume number. Place of publication: Publisher. pp. page numbers.

Reference: Sims, J.T. 1994. Animal waste management. In: *Encyclopaedia of agricultural science*. Volume 1. Kidlington: Academic Press. pp.185-201.

Citation (in the text): (Sims. 1994)

Online Only Encyclopaedia

References include: Author. Year. Title of article. In: *Title of encyclopaedia*. [Online]. Publisher. Available from: URL [Date accessed].

Reference: Milstein, R.L. 2017. Bacteriology. In: *Magill's medical guide*. [Online]. EBSCO. Available from: <https://hau.idm.oclc.org/login?URL=http://search.ebscohost.com/login.aspx?direct=true&db=ers&AN=89093355&site=eds-live&scope=site> [Accessed 28 June 2017].

Citation (in the text): (Milstein, 2017)

EU Regulation (online)

EU regulations deviate from the normal rules for referencing in that there is no "author". The title, which can be very long, includes the institution (Commission), the form (Regulation), the treaty (EU), the unique number, the date of enactment (in full) and a description of the treaty. All of this information is readily available on the regulations.

References include: *Title*. [Online]. Name of database – including series (usually L) and volume number (listed in top right hand corner of the regulations). Available from: URL. [Accessed date].

Reference: *Commission Regulation (EU) No 432/2012 of 16 May 2012 establishing a list of permitted health claims made on foods, other than those referring to the reduction of disease risk and to children's development and health*. [Online]. Official Journal of the European Union L136/1. Available from: <http://eur-lex.europa.eu/LexUriServ/LexUriServ.do?uri=OJ:L:2012:136:0001:0040:en:PDF> [Accessed 25 July 2013].

Citation (in the text): (Commission Regulation (EU) No 432/2012)

Euromonitor – see Market Consumer report and Market Information

Forums – Refer to online A – Z examples link below

<https://www.harper-adams.ac.uk/university-life/library/study-skills/citing-and-referencing.cfm?title=F>

Google Earth Images - Refer to online A – Z examples link below

<https://www.harper-adams.ac.uk/university-life/library/study-skills/citing-and-referencing.cfm?title=G>

Government Web Pages (Gov.UK)

GOVERNMENT WEB PAGE WITHOUT A DEPARTMENT

References include: Author. Year. Title. [Online]. Publisher. Available from: URL [Accessed date].

UK (United Kingdom) Government. Not dated. *Bringing your pet dog, cat or ferret to the UK*. [Online]. UK Government. Available from: <https://www.gov.uk/take-pet-abroad> [Accessed 25 July 2017].

Citation (in the text): (UK Government, not dated)

GOVERNMENT WEB PAGE WITH A DEPARTMENT

References include: Author. Year. Title. [Online]. Publisher. Available from: URL [Accessed date].

DEFRA (Department for Environment, Food and Rural Affairs) and APHA (Animal & Plant Health Agency). 2017. *Animal diseases: international and UK monitoring*. [Online]. UK Government. Available from: <https://www.gov.uk/government/collections/animal-diseases-international-monitoring> [Accessed 25 July 2017].

Citation (in the text): (DEFRA and APHA, 2017)

Hansard Debate

Hansard debates deviate from normal referencing rules in that there is no “author”. The title contains the name of the house, the date and the topic.

If you read a Hansard debate online, reference it as a print document, **without** the URL or [Online].

References include: Title (citing name of house Hansard Debates and date in full. Topic.) Vol number c-column number

Reference: House of Commons Hansard Debates 19 June 2008. *Eco-towns*. 477 c1095.

Citation (in the text): House of Commons Hansard Debates 19 June 2008.

House of Commons and House of Lords papers

The “author element” is always **Great Britain. Parliament**. The “house” and committee (if any) responsible for the paper follow the date. Include the House of Commons/Lords serial number and session date.

If you read the Papers online, reference it as a print document, **without** the URL or [Online].

References include: Author. Year. Name of “house”. Committee (if any). Title. (House of Lords/Commons serial number – including dates of parliamentary session). Place of publication: Publisher.

Reference: GB (Great Britain). Parliament. 2013. House of Lords. European Union Committee. *The effectiveness of EU research and innovation proposals: 15th report of session 2012-13*. (HL 2012-13 162). London: The Stationery Office.

Citation (in the text): (GB. Parliament, 2013)

Image see Photograph

International Standard - see *also* British Standard

The “author” for international standards is **International Organisation for Standardisation**. The title includes the ISO number. They follow the normal rules for printed material.

References include: Author. Year. *Title including ISO number*. Place of publication: Publisher.

Reference: ISO (International Organisation for Standardisation). 2004. *ISO 14001:2004: Environmental management systems – requirements with guidance for use*. Geneva: ISO.

Citation (in the text): (ISO, 2004)

Internet page

If you have read a journal article online use the guidance for journal

Internet pages follow the normal rules for online sources.

- If **no named author** is shown, use the organisation or company responsible for the page.
- For the “publisher” element, use the company or organisation responsible for the page (this will often be the same as the “author”). Acronyms can be used here.
- It can be difficult to find a **year of publication** for internet pages. If a copyright or “last updated” date is shown, use this. If not, use “not dated” instead of the year of publication.
- If you have **accessed a number of different pages within a site**, and each page has a different URL, you will need a separate reference for each page. In this case, the author and year of publication are likely to be same. Differentiate between the pages by using lower case alphabetical lettering e.g. DEFRA, 2009a / DEFRA, 2009b.
- Gov.UK - see Government Web Pages

References include: Author. Year. *Title*. [Online]. Publisher. Available from: URL [Accessed date].

Reference: Forestry Commission. 2011. *National forest inventory woodland area statistics for Great Britain*. [Online]. Forestry Commission. Available from: [http://www.forestry.gov.uk/pdf/NFI_GB_woodland_area_stats_2010_FINAL.pdf/\\$FILE/NFI_GB_woodland_area_stats_2010_FINAL.pdf](http://www.forestry.gov.uk/pdf/NFI_GB_woodland_area_stats_2010_FINAL.pdf/$FILE/NFI_GB_woodland_area_stats_2010_FINAL.pdf) [Accessed 25 July 2013].

Citation (in the text): (Forestry Commission, 2011)

Journal article – including printed and online journals where the content is exactly the same, journal with date rather than volume/issue, journal with no author, online journal article which differs from the print version e.g. contains different or enhanced content, or is an open access journal only published online

- References to articles in journals include the author and title of the article as well as the title of the journal.
- The **article title** appears in **normal font**, to distinguish it from the **journal title**, which appears in **italics**.
- Don't forget the volume and issue numbers (in brackets), as well as the page numbers (preceded by p. for a single page or pp. for multiple pages).
- Some journals do not have volume and/or issue numbers – if either is omitted, leave it out of your reference. If a date is given instead, enter this where the volume and issue numbers would have been. Don't repeat the year.

- Be careful with capital letters. For publication titles capitalise all words (except and, of, in etc.) For article titles only capitalise the first word and any proper nouns (e.g. names, countries etc.).
- For articles without an author use the name of the publication (in italics) in place of the author's name. You do not need to repeat the publication's name later in the reference.

There are different types of online journals:

- online versions of print journals where the layout, page numbers, text and images are exactly the same
- online equivalent where the electronic version may contain different or supplementary material content e.g. datasets
- online-only journals

Select the most relevant example from the list below:

PRINT AND ONLINE JOURNALS WHERE THE CONTENT IS EXACTLY THE SAME

References include: Author. Year. Title of article. *Title of Journal*, Volume number (issue number), pp. page numbers. ***No URL link is required, reference as if viewing a print journal.**

Reference: Manning, L. and Soon, J.M. 2013. GAP framework for fresh produce supply. *British Food Journal*, 115 (6), pp.796-820.

Citation (in the text): (Manning and Soon, 2013)

JOURNAL USING DATES RATHER THAN VOLUME/ISSUE

References include: Author. Year. Title of article. *Title of Journal*, date, pp. page numbers.

Reference: Tesserars, L. 2013. An open and shut case for emails. *Marketing Week*, 27 June, pp.26-28.

Citation (in the text): (Tesserars, 2013)

JOURNAL ARTICLE WITH NO AUTHOR

References include: *Name of Publication*. Year. Title of article. Volume number (issue number), pp. page numbers.

Reference: *Dairy Farmer*. 2013. Breeding cows that will make more from grass. 60 (6), pp.38-40.

Citation (in the text): (Dairy Farmer, 2013)

ONLINE ONLY JOURNAL ARTICLE

For an online journal article which is not published in print you will need to include the web address and publisher, see below

References include: Author. Year. Title of article. *Title of Journal*, Volume number/Article ID (issue number if available), page numbers if available. [Online]. Publisher. Available from: URL [Date accessed].

Reference (example of journal article with no page numbers): Skampardonis, V., Satiraki, S., Kostcules, P. and Leontides, L. 2012. Factors associated with the occurrence and level of *Isospora suis* oocyst excretion in nursing piglets of Greek farrow-to-finish herds. *BMC Veterinary Research*, 8 (228). [Online]. BMC. Available from: <http://bmcvetres.biomedcentral.com/articles/10.1186/1746-6148-8-228> [Accessed 12 August 2015].

Citation (in the text): (Skampardonis *et al.*, 2012)

ONLINE JOURNAL ARTICLES WHICH DIFFER FROM PRINT VERSION

Examples being the Grocer Online, FWI and Farmer's Guardian Online

References include: Author. Year. Title of article. *Title of Journal*, Volume (issue number) or Date, pp. page numbers if available. [Online]. Publisher. Available from: URL [Accessed date].

Reference: Casswell, L. 2014. Disease pressure alert for winter wheat. *Farmers Weekly Interactive*, 14 January. [Online]. FWI. Available from: <http://www.fwi.co.uk/arable/disease-pressure-alert-for-winter-wheat.htm> [Accessed 24 June 2015].

Citation (in the text): (Caswell, 2014)

ONLINE JOURNAL – IN PRESS

You may occasionally see an article online before it is formally published in a particular issue of a journal. These articles are known as being "in press". When citing and referencing such articles, state in press, in brackets, after the author. There will not be a volume or issue number. For the "publisher" element, use e.g. the database or company/ organisation responsible for the internet page on which you found the article.

Reference (in press article): Author. (in press). Article title. *Journal title*. [Online]. Publisher. Available from: URL [Accessed date].

Reference: Trifunac, M.D. (in press). The role of strong motion rotations in the response of structures near earthquake faults. *Soil Dynamics and Earthquake Engineering*. [Online]. ScienceDirect. Available from: <http://www.sciencedirect.com> [Accessed 13 February 2008].

Citation (in the text): (Trifunac, in press)

Keynote – see Market Consumer report and Market Information

Law report

The first element in the reference is the names of the parties involved written in italics. This is followed by the year in brackets. There is a difference between bracket styles – be careful to transcribe the bracket style used in your source material – in the example below square brackets were used. The accepted abbreviation for the name of the report follows with the page number. **Remember – use italics for both references and citations.**

If you read a Law report/Case law online, reference it as a print document, **without** the URL or [Online].

Include: *Name of case*. Year in brackets (copy the style from the source material); abbreviated details of where the report came from (i.e. the law report series), page number

Reference: *Scottish & Newcastle Breweries plc v Secretary of State for the Environment* [1992] 2PLR, 147

Citation (in the text): *Scottish & Newcastle Breweries plc v Secretary of State for the Environment* [1992]

Leaflet – see Pamphlet

Learning Hub (Moodle) – source viewed on the VLE

If you access a source within the Learning Hub which has been published elsewhere eg book chapters, e-books, journal articles and internet pages, follow the guidance given in the appropriate section of this guide. You do not need to acknowledge that you viewed the source from the Learning Hub.

If the item only appears on the Learning Hub then use the following format:

Include: Author. Year. *Title*. [Online]. Module title & number. Available from: URL [Accessed date].

Reference: Harper Adams University. 2014. *Engineering projects risk assessment record sheet*. [Online]. Engineering Individual Design Project E7007. Available from: <http://hub.harper-adams.ac.uk/moodle> [Accessed 3 September 2014].

Citation (in the text): (Harper Adams University, 2014)

Lecture notes

Only use lecture notes if you have asked your lecturer if it is permissible.

Treat as Learning Hub item (see above)

Legal Material - see Act of Parliament; Bills; EC Regulation; Law report; Statutory instrument

Logo – Reference as image

Map - see Ordnance Survey map or Map created using online mapping software

Map created using online mapping software

References and citations to maps created using online mapping software such as Digimap, Google Maps or Magic follow the normal rules for online sources. For the “author” element use the organisation who has copyright of the map (usually Ordnance Survey). Use a description of the map as your “title” – in the example we have used the postcode. Include the scale (if available) after your title.

References include: Author/Organisation responsible for original map. Year. *Title of map*, scale. [Online]. Database name. Available from: URL [Accessed date].

Reference: Ordnance Survey. 2008. *Postcode TF10 8NB*, 1:1900. [Online]. Digimap. Available from: <http://digimap.edina.ac.uk> [Accessed 27 August 2008].

Citation (in the text): (Ordnance Survey, 2008)

GOOGLE MAPS

References include: Organisation. Year. *Title of map such as location*. [Online]. Publisher. Available from: URL [Accessed date].

Reference: Google Maps. 2013. Harper Adams Campus. [Online]. Google Maps. Available from: <https://www.google.co.uk/maps/place/Harper+Adams+University/@52.779417,-2.4294367,17z/data=!4m5!3m4!1s0x487a8744c3955d2d:0x903b0fd06d1cd527!8m2!3d52.779417!4d-2.427248> [Accessed 13 April 2013].

Market/Consumer Report and Market Information

If your report includes an editor, reference as an edited book. (Printed Key Note reports usually include an editor). Otherwise use the company responsible for the report as the author.

References to **market reports with an editor** include: Editor. *ed.* Year. *Title*. Edition (if not 1st). Place of publication: Publisher.

Reference: Tutt, L. *ed.* 2012. *Milk and dairy products*. 26th ed. Teddington: Key Note.

Citation (in the text): (Tutt, 2012)

References to **online market reports without editors** include: Company responsible for the report or Author. Year. *Title*. Edition (if not 1st). [Online]. Name of database or Publisher. Available from: URL [Accessed date].

Reference: Mintel. 2013. *Pizza – UK – July 2013*. [Online]. Mintel. Available from: <http://academic.mintel.com> [Accessed 25 July 2013].

Citation (in the text): (Mintel, 2013)

Reference from Euromonitor Database: Passport. 2009. *Could women save the day for beer consumption in the UK?* [Online]. Euromonitor. Available from: <http://www.portal.euromonitor.com> [Accessed 29 April 2014].

Citation (in the text): (Passport, 2009)

Mintel – see Market/Consumer report and Market Information

Moodle – see Learning Hub

Mobile phone app – Refer to online A – Z examples link below

<https://www.harper-adams.ac.uk/university-life/library/study-skills/citing-and-referencing.cfm?title=M>

Newspaper article including print newspaper, newspaper article with no author and online newspaper.

- References to articles in newspapers include the author and title of the article as well as the title of the newspaper.
- The **article title** appears in **normal font**, to distinguish it from the **newspaper title**, which appears in **italics**.
- If the information used is from a supplement section, give the name of the supplement after the newspaper title in **normal font**.
- Include the volume and issue numbers (in brackets), as well as the page numbers (preceded by p. for a single page or pp. for multiple pages).
- Often newspapers do not have volume and/or issue numbers – if either is omitted, leave it out of your reference. If a date is given instead, enter this where the volume and issue numbers would have been. Don't repeat the year.
- Be careful with capital letters. For publication titles capitalise all words (except and, of, in etc.) For article titles only capitalise the first word and any proper nouns (e.g. names, countries etc.).
- For articles without an author use the name of the publication (in italics) in place of the author's name. You do not need to repeat the publication's name later in the reference.

PRINT NEWSPAPER

References include: Author. Year. Title of article. *Title of Newspaper*, date, pp. page numbers.

Reference: Butler, S. 2014. All aboard the new consumer express. *The Guardian*, 15 July, p.23.

Citation (in the text): (Butler, 2014)

NEWSPAPER ARTICLE WITH NO AUTHOR

References include: *Name of Publication*. Year. Title of article. Volume/issue or date, pp. page numbers.

Reference: *Times*. 2005. Corporate manslaughter: responses from the legal profession. 8 September, p.4.

Citation (in the text): (Times, 2005)

ONLINE NEWSPAPER

As online newspaper articles can differ from the print source or may include enhanced content e.g. multimedia, additional information is required.

References include: Author. Year. Title of article. *Title of Newspaper*, date, pp. page numbers (if available). [Online]. Name of database/website. Available from: URL [Accessed date].

Reference: Wallop, H. 2009. Waitrose brings out budget range for recession-hit middle classes. *The Telegraph*, 6 March. [Online]. Telegraph. Available from: <http://www.telegraph.co.uk/finance/newsbysector/retailandconsumer/4948869/Waitrose-brings-out-budget-range-for-recession-hit-middle-classes.html> [Accessed 17 July 2012].

Citation (in the text): (Wallop, 2009)

Online book - see Book

Online Farm (Virtual Farm) Data

References to Online Farm data follow the normal rules for online sources. Where there is no author stated use Harper Adams University. HAU is the database name.

References include: Author. Year. *Title*. [Online]. Name of Database. Available from: URL. [Accessed date].

Reference: HAU (Harper Adams University). 2013. *Milk monitor April 2013*. [Online]. HAU. Available from : <https://portal.harper-adams.ac.uk/VirtualFarm/VFLibrary/Milk%20Monitor%20April%202013.pdf> [Accessed 27 August 2013].

Citation (in the text): (HAU, 2013)

Online journal article - see Journal article

Ordnance Survey map - see also Map created using online mapping software

Ordnance survey maps follow the normal rules for printed material. The “author” is Ordnance Survey.

References to **OS maps** include: Author. Year. *Title*. Scale. Place of publication: Publisher.

Reference: Ordnance Survey. 2000. *Stafford & Telford, Ironbridge, sheet 127*, 1:50,000. Southampton: Ordnance Survey.

Citation (in the text): (Ordnance Survey, 2000)

Online video (see also Television / Radio programme)

Audio-visual material follows the normal referencing rules. The only exception to this is that the media (e.g. Online Video) needs to be stated in square brackets after the title. The “author” is the organisation responsible for the programme. As usual, where there is no author or organisation given, use Anon.

References to **online videos** include: Author/Organisation responsible for the video. Year. *Title*. [Online video]. Name of database. Available from: URL. [Accessed date].

Reference: Harvard Business Review. 2008. *Michael Porter – on five forces model*. [Online video]. YouTube. Available from: <http://www.youtube.com/watch?v=2FzYhdS4pqM&feature=youtu.be>. [Accessed 18 July 2012].

Citation (in the text): (Harvard Business Review, 2008)

Pamphlet / Leaflet

Pamphlets follow the normal rules for printed material. Where they are produced by a company and do not give an author, use the company or organisation in place of the author.

References to **pamphlets** include: Author. Year. *Title*. Place of publication: Publisher.

Reference: HGCA (Home-Grown Cereals Authority). 2009. *Managing oilseed rape canopies for yield*. London: Home-Grown Cereals Authority.

Citation (in the text): (HGCA, 2009)

Passport - see Market Consumer report and Market Information

Patent – Refer to online A to Z examples link below

<https://www.harper-adams.ac.uk/university-life/library/study-skills/citing-and-referencing.cfm?title=P>

Personal Communication – see Citing unpublished information including Personal Communication p. 4 of this guide

Photograph / Image

It can be difficult to obtain all the information ideally needed for references to photographs and images. However, it is important to include as much information as possible.

- If the photograph is untitled, include a description as the “title”.
- If the photographer is unknown, include the organisation from whom the photograph was obtained, as “author”.
- If the date is unknown use not dated.
- Ensure that you have authorisation to use the photograph. Use databases like Flickr which have copyright cleared photographs under the Creative Commons licence. If you are unsure please come and see us in the library.

If you have taken the photograph yourself include the words (**Source: author’s own**) beneath the photograph. As this is your own work, you do not need a reference.

If you use an unpublished photograph not taken by yourself include the words **Source: author’s name, unpublished** beneath the photo. As this is unpublished, you should not add to your references.

References to **printed photographs** include: Photographer. Year. *Title/Description*. [Photograph]. Place of publication: Publisher.

Reference: Sillitoe, D. 2007. *A vet at work*. [Photograph]. London: The Guardian.

Citation (in the text): (Sillitoe, 2007)

References to **photographs from online sources** include: Photographer. Year. *Title*. [Online photograph]. Name of database. Available from: URL. [Accessed date].

Reference: Odalaigh. 2008. *John Deere 2130 tractor with bucket*. [Online photograph]. Flickr. Available from <http://www.flickr.com/photos/odalaigh/2487442988/>. [Accessed 18 July 2008].

Citation (in the text): (Odalaigh, 2008)

Planning application – Refer to online A – Z examples link below

<https://www.harper-adams.ac.uk/university-life/library/study-skills/citing-and-referencing.cfm?title=P>

Podcast – Refer to online A – Z examples link below

<https://www.harper-adams.ac.uk/university-life/library/study-skills/citing-and-referencing.cfm?title=P>

Postnote – Refer to online A – Z examples link below

<https://www.harper-adams.ac.uk/university-life/library/study-skills/citing-and-referencing.cfm?title=P>

Press Release – reference as an internet page

Radio programme – see Television / radio programme

Standards - see British Standard or International Standard

Statutes - see Act of Parliament and Statutory Instrument

Statutory Instrument *see also* Act of Parliament

The convention for referencing printed and online Statutory Instruments is the same.

If you read a Statutory Instrument online, reference it as a print document, **without** the URL or [Online].

References to **printed** and **online SIs** include: SI name and number

Reference include: SI name, SI number

Reference: Eggs and Chicks (England) Regulations 2009, SI 2009/2163

Citation (in the text): Eggs and Chicks (England) Regulations 2009

Standard Note – see House of Commons Standard Note on A – Z example link below

<https://www.harper-adams.ac.uk/university-life/library/study-skills/citing-and-referencing.cfm?title=H>

Technical Paper – see SAE Technical Paper on A – Z example link below

<https://www.harper-adams.ac.uk/university-life/library/study-skills/citing-and-referencing.cfm?title=S>

Television / Radio programme *see also* Online video

The “author” is the organisation responsible for the programme. Entries should end with the date and time the programme was broadcast.

References include: Author. Year. *Title*. Country: Channel, date of broadcast, time of broadcast.

Reference: BBC (British Broadcasting Corporation). 2006. *Countryfile*. UK: BBC1, 12 August, 11.00am.

Citation (in the text): (BBC, 2006)

Thesis and dissertation

Theses follow the normal rules for printed material. The title is often long, and includes the level (e.g. MSc, PhD) of the thesis. The publisher is the awarding university.

References to **theses or dissertations** include: Author. Year. *Title*. Place of publication: Publisher.

Reference: Short, H.J. 2013. *A report looking into the development of eco homes within the UK over the last ten years: honours research project submitted in partial fulfilment of the requirements for the BSc (Honours) Degree in Rural Enterprise and Land Management*. Newport: Harper Adams University.

Citation (in the text): (Short, 2013)

Translations – Refer to online A – Z examples link below

<https://www.harper-adams.ac.uk/university-life/library/study-skills/citing-and-referencing.cfm?title=T>

Twitter – Refer to online A-Z examples link below

<https://www.harper-adams.ac.uk/university-life/library/study-skills/citing-and-referencing.cfm?title=T#Twitter>

Unpublished material: see Citing unpublished information including Personal Communication p. 4 and In press journal articles p. 18

Video see DVD; see *also* Online Video; see *also* Television/radio programme

Virtual Farm see Online Farm Data

VLE - see Learning Hub (Moodle) - source viewed on the VLE

Web page - see Internet page

White papers - see Command papers & white papers

YouTube - see Online Video

Summary of changes introduced in 2018

- No amendments due for 2018.

References

University of Manchester. 2005. *Phrasebank*. [Online]. University of Manchester. Available from: <http://www.phrasebank.manchester.ac.uk/> [Accessed 22 July 2017].

Open University. Not dated. *Skills in accessing, finding and reviewing information – SAFARI*. [Online]. Open University. Available from: http://www.open.ac.uk/safari/php_pages/s06t03p010000.php [Accessed 22 July 2010].

Pears, R. and Shields, G. 2008. *Cite them right – the essential referencing guide*. Whickham: Pear Tree Books.

Skills for Learning, Leeds Metropolitan University. 2009. *Quote, unquote – a guide to Harvard referencing*. Leeds: Leeds Metropolitan University.

Example reference list

References

Allen, C. 2013. Information and uncertainty in meerkats and monkeys. In: Stegman, U.E. ed. *Animal communication theory: information and influence*. Cambridge: Cambridge University Press. pp.319-335.

Belz, F. and Peattie, K. 2013. *Sustainability marketing: a global perspective*. 2nd ed. Chichester: Wiley.

Cadbury. 2009. *Focused on performance: delivering against our plan annual report and accounts 2008*. Uxbridge: Cadbury.

EBLEX (English Beef and Lamb Executive). Not dated. *BRP controlling sheep lameness*. [DVD]. Kenilworth: EBLEX.

Farm Animal Voice. 2008. Proud to be a pig? Autumn, pp.8–10.

Ferguson, N.S., Arnold, G.A., Lavers, G. and Gous, R.M. 2000a. The response of growing pigs to amino acids as influenced by environmental temperature. 1. Threonine. *Animal Science*, 70 (2), pp.287-297.

Ferguson, N.S., Arnold, G.A., Lavers, G. and Gous, R.M. 2000b. The response of growing pigs to amino acids as influenced by environmental temperature. 2. Lysine. *Animal Science*, 70 (2), pp.299-306.

Gallent, N. 1997. The alternative route to affordable housing provision: experiences in rural Wales. *Journal of Rural Studies*, 13 (1), pp.43-56.

Gallent, N. 2008. Rural housing – reaching the parts that other policies cannot reach. *Town and Country Planning*, 77 (3), pp.122-5.

Henten, E.J. van, Goense, E. and Lokhorst, C. eds. 2009. *Precision agriculture '09: papers presented at the 7th European Conference on Precision Agriculture Wageningen, the Netherlands 6-8 July 2009*. Wageningen: Wageningen Academic Publishers.

Kakaire, S. 2012. *Integrated management of cyst nematodes in oilseed rape: A thesis submitted in partial fulfilment of the requirements for the award of the degree of Doctor of Philosophy by Harper Adams*. Newport: Harper Adams University College.

Manning, L. and Soon, J.M. 2013. GAP framework for fresh produce supply. *British Food Journal*, 115 (6), pp.796-820.

Shropshire Tourism. Not dated. *Much Wenlock*. [Online]. Shropshire Tourism. Available from: <http://www.shropshiretourism.co.uk/much-wenlock/> [Accessed 28 July 2010].

- Chapter in an edited book
- Book with edition
- Annual report
- No year of publication
- No author – Journal
- References contain **all** authors
- Use 'a' and 'b' to differentiate between items with same author and date
- List items by the same author in date order
- Conference proceedings
- Thesis
- Print and online Journal with same content
- Internet page

Smith, R. G., Atwood, L. W. and Warren, N. D. 2014. Increased productivity of a cover crop mixture is not associated with enhanced agroecosystem services. *Plos One*, 9 (5), pp.796-820. [Online]. Plos One. Available from: <http://www.plosone.org/article/info%3Adoi%2F10.1371%2Fjournal.pone.0097351> [Accessed 12 August 2014].

Verhaeghe, J. and Alsasri, R. 2008. Good hygiene practice on dairy farms. In: Lam, T.J.G.M. ed. *Mastitis control from science to practice proceedings of international conference 30 September - 2 October 2008, the Hague, the Netherlands*. Wageningen: Wageningen Academic Publishers. p.89.

- Online only journal or online journals which differ from the print

- Conference paper

Additional guidance and examples of references for less common resources are available at [Harper Adams Library - Referencing page](#)



Scanning this QR code with your Smartphone will take you directly to the online referencing guide. Depending on your phone either hover your phone over the code, or use it to take a photograph. Some phones may require you to download a free app first. Go to your app store and search for 'QR reader'.