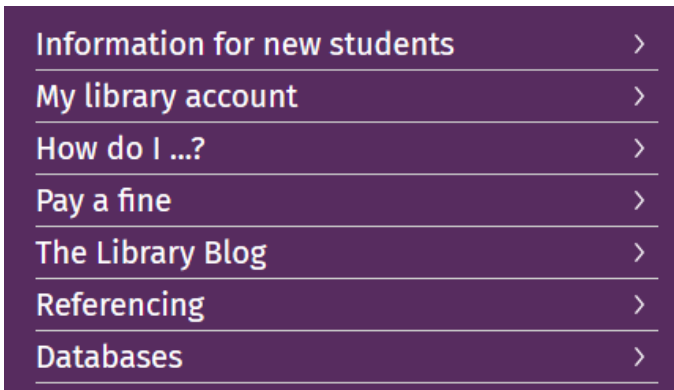


BSI Online—guide to logging on



Follow the quick link to the Databases page from the Library home page

Click on BSI Online link in the alphabetical list of databases

BSI Online British Standards online library

bsi. BSOL
Standards Online

Login

Email

Password

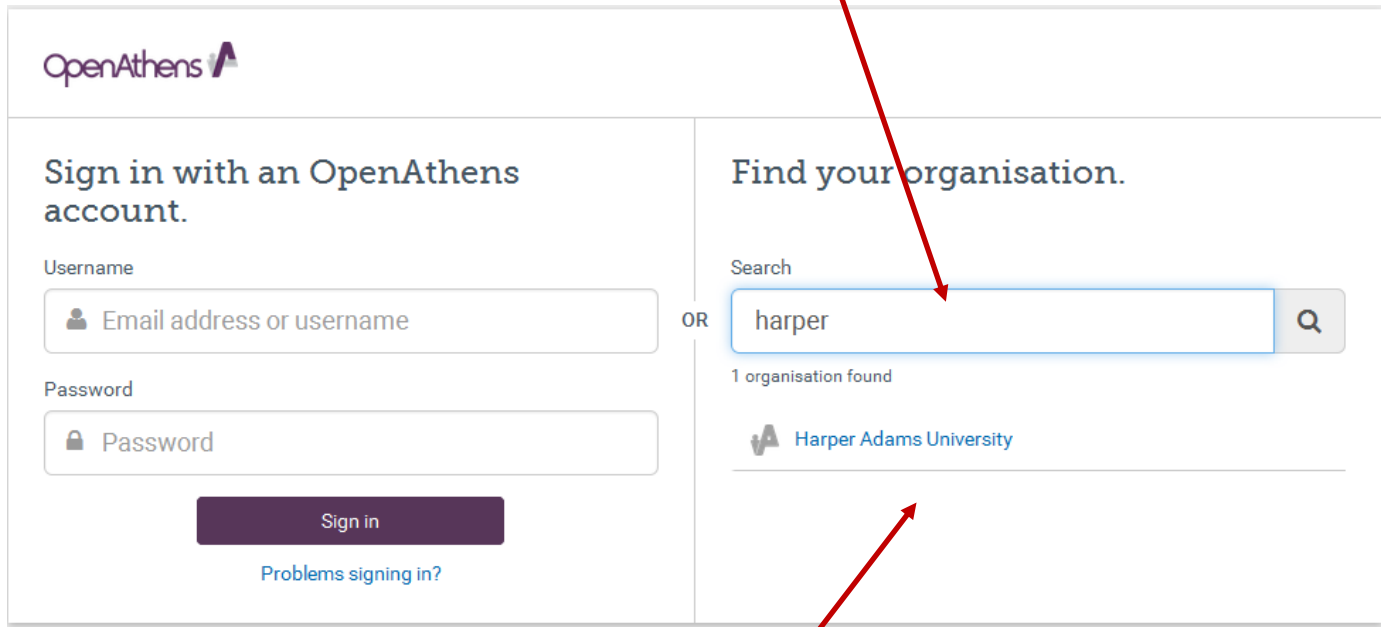
[Sign in](#) [Forgot your password?](#)

[Institutional-login](#)

[Register as a new user](#)

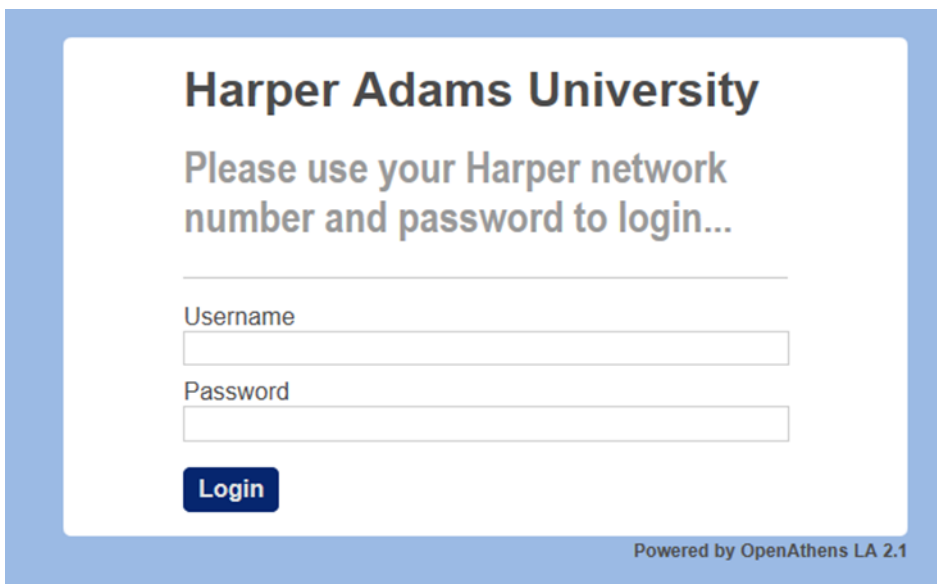
Click on Institutional login

Type Harper in the Find your organisation search box



The screenshot shows the OpenAthens login interface. On the left, there is a 'Sign in with an OpenAthens account' section with fields for 'Username' (containing 'Email address or username') and 'Password' (containing 'Password'), a 'Sign in' button, and a link for 'Problems signing in?'. On the right, there is a 'Find your organisation.' section with a search box containing 'harper' and a magnifying glass icon. Below the search box, it says '1 organisation found' and lists 'Harper Adams University' with a small logo icon. Two red arrows point from the text above to the search box and the 'Harper Adams University' link.

Then click on the Harper Adams University link



The screenshot shows the Harper Adams University login page. It features the university's name 'Harper Adams University' in a large, bold font. Below it, the text reads 'Please use your Harper network number and password to login...'. There are two input fields: 'Username' and 'Password'. A blue 'Login' button is positioned below the password field. At the bottom right, it says 'Powered by OpenAthens LA 2.1'.

Log in using your Harper ID number and password