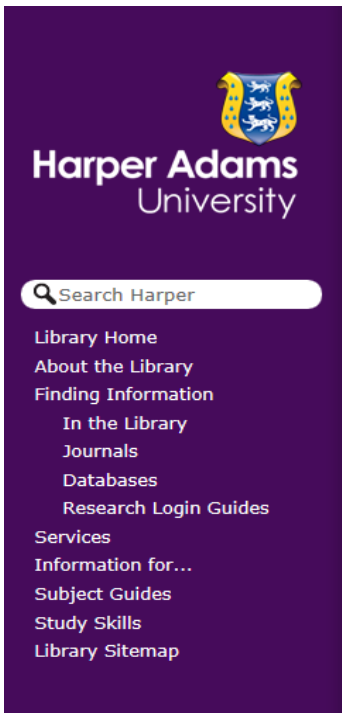
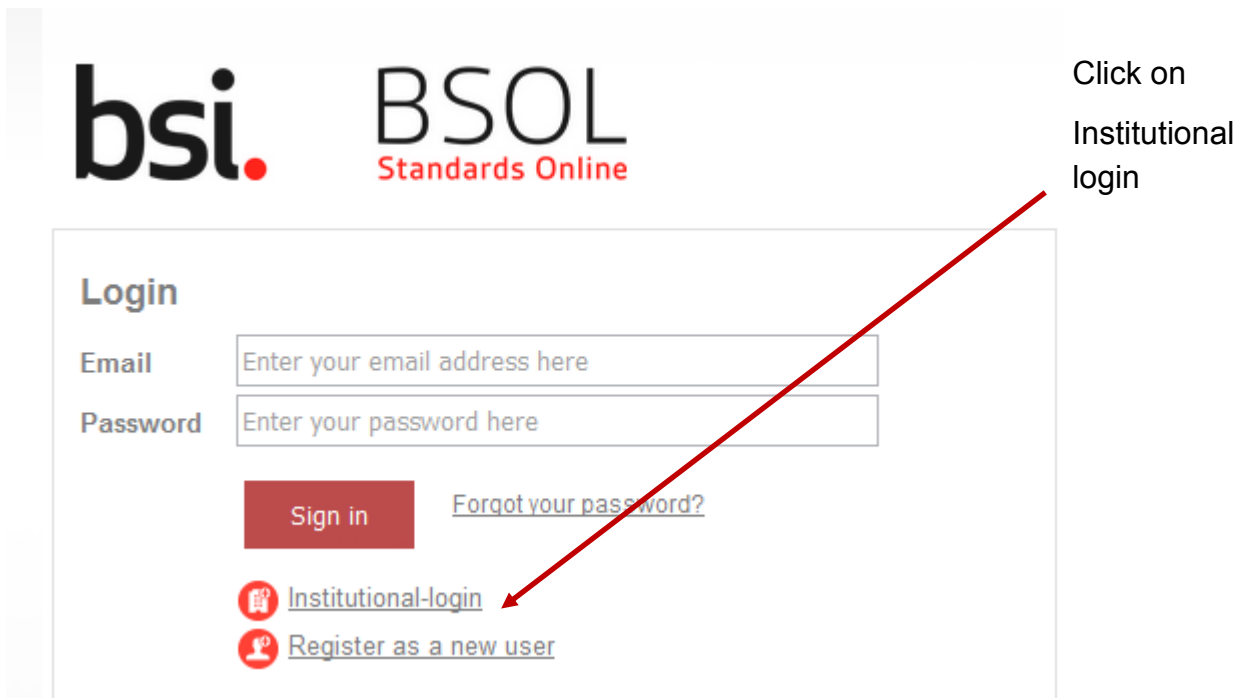
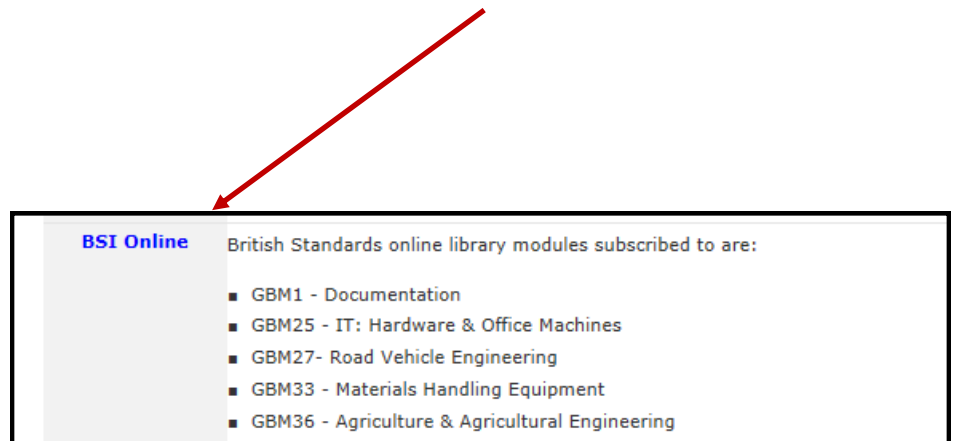


BSI Online—guide to logging on



You can find the link to BSI Online on the [databases](#) page in the Finding Information section of the [Library web pages](#).

Click on the link to BSI Online from the database list



Type Harper in the Find your organisation search box

The screenshot shows the OpenAthens login interface. On the left, there is a 'Sign in with an OpenAthens account' section with fields for 'Username' (containing 'Email address or username') and 'Password' (containing 'Password'), a 'Sign in' button, and a link for 'Problems signing in?'. On the right, there is a 'Find your organisation.' section with a search box containing 'harper' and a magnifying glass icon. Below the search box, it says '1 organisation found' and lists 'Harper Adams University' with a small logo icon. Two red arrows point from the text above to the search box and the university link.

Then click on the Harper Adams University link

The screenshot shows the Harper Adams University login page. It features the university's name 'Harper Adams University' at the top, followed by the instruction 'Please use your Harper network number and password to login...'. Below this are two input fields: 'Username' and 'Password'. A blue 'Login' button is positioned below the password field. At the bottom right of the page, it says 'Powered by OpenAthens LA 2.1'.

Log in using your Harper ID number and password